


CLASS 27

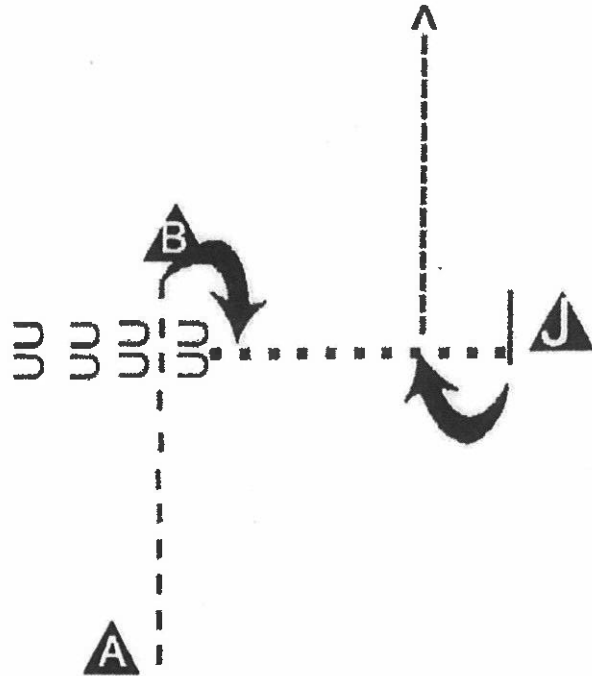
SHOWMANSHIP 11 and UNDER

1. WALK TO 2<sup>ND</sup> CONE
2. STOP SET UP FOR INSPECTION
3. WALK TO 3<sup>RD</sup> CONE BACK 3 STEPS
4. GO TO LINE UP



**Adult Showmanship**

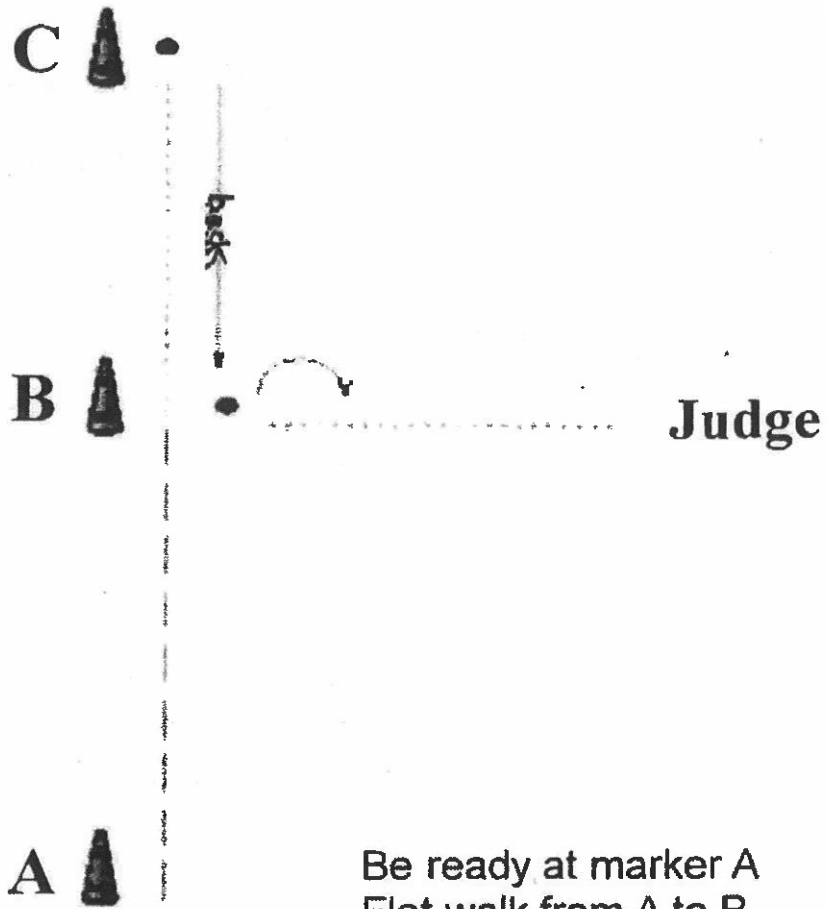
**CLASS 28**



Be ready at marker A  
Flat walk from A to B  
Halt at B and perform 90 deg turn  
Back 4 steps  
Walk to Judge  
Set up for Inspection  
270 turn and walk to line up

# Youth Showmanship

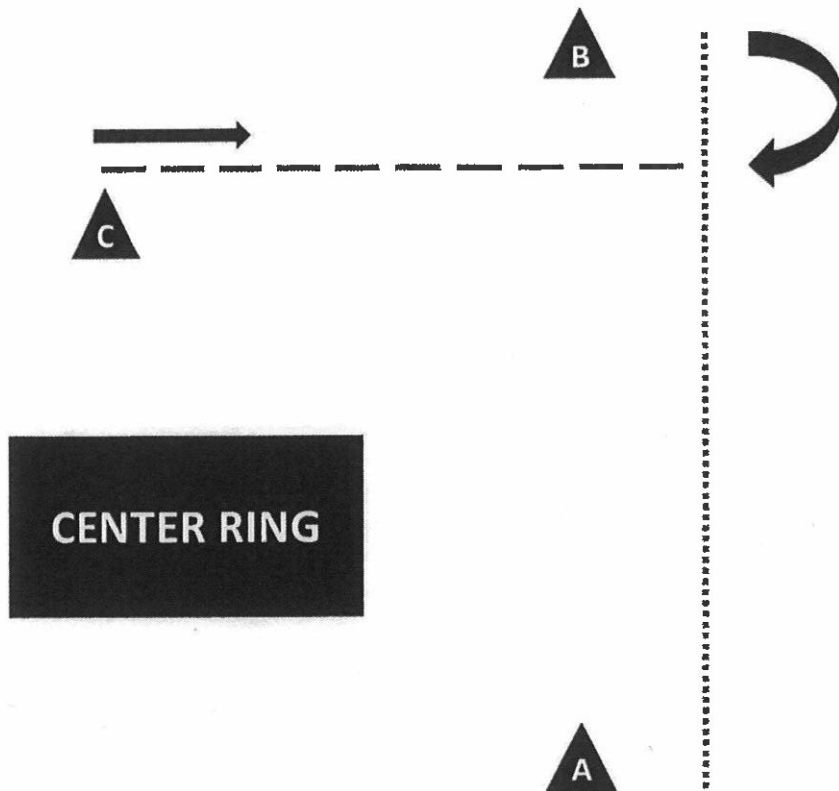
CLASS - 29



- Be ready at marker A
- Flat walk from A to B
- Walk to C, Stop
- Back to Cone B
- 90 deg turn to right
- Walk to Judge
- Set up for Inspection
- When dismissed return to lineup

STOCK SEAT EQUITATION 2 GAIT

CLASS 35



1. BE READY AT CONE A
2. FLAT WALK FROM CONE A TO CONE B
3. AT CONE B PERFORM A 270° TURN TO THE RIGHT ON THE HIND QUARTERS
4. RUNNING WALK FROM CONE B TO CONE C
5. BACK 4 STEPS
6. WALK TO LINE UP

# **Class 70: Equitation 11 & Under, English or Western**

**NO PATTERN**

Participants will be asked the following:

English, will address reins

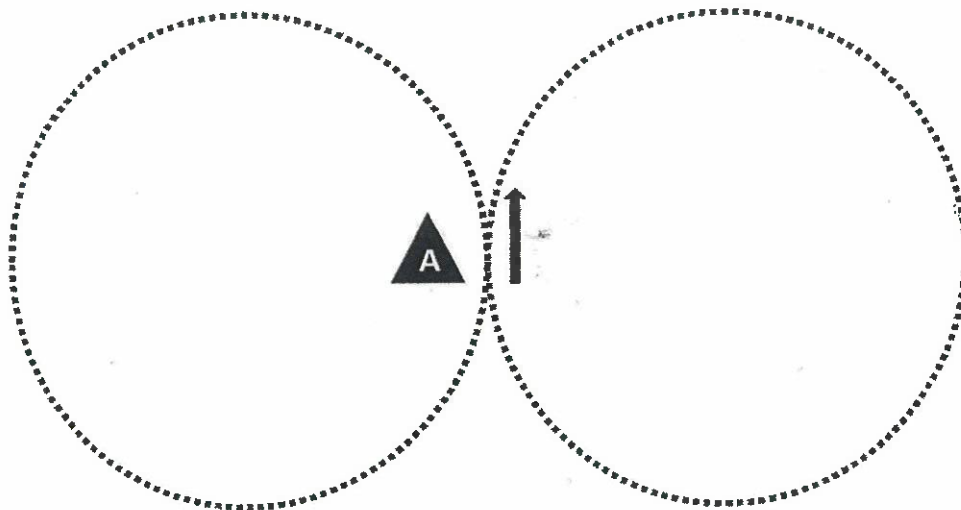
Western will make 360-degree turn



WALKING SEAT EQUITATION 2 GAIT

CLASS 72 ✓  
Class 73

CENTER RING



1. BE READY AT CONE A
2. FLAT WALK A CIRCLE TO THE LEFT
3. FLAT WALK A CIRCLE TO THE RIGHT
4. BACK 4 STEPS  
RETURN TO THE LINE UP