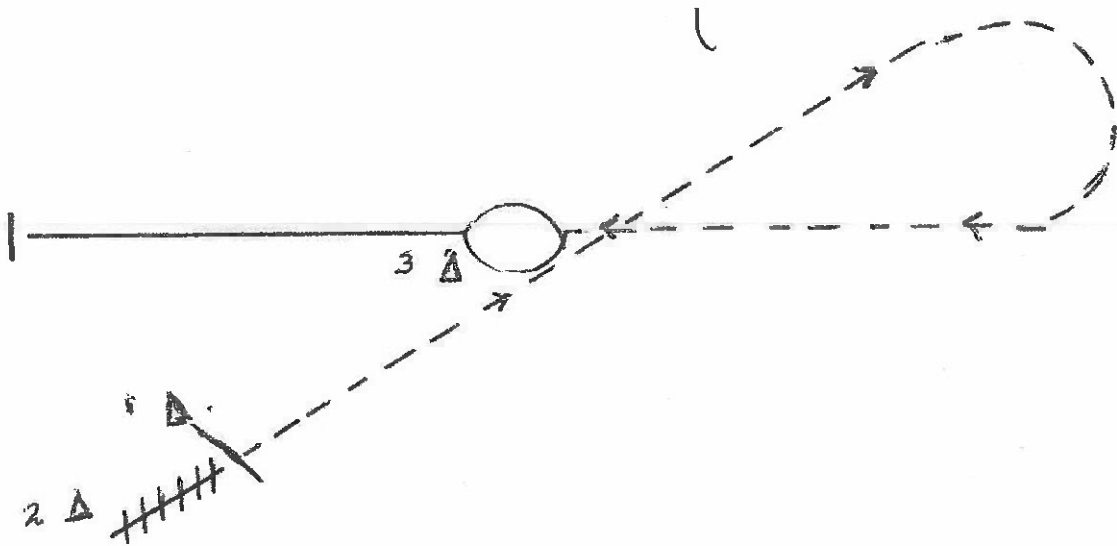


**WHOA INTERNATIONAL  
CLASS 61  
SHOWMANSHIP AT HALTER, YOUTH**

1. Pattern begins with exhibitor set up at cone 1.
2. Back to cone 2.
3. Intermediate Gait past cone 3, execute a loop back to come 3.
4. Stop, execute a 360\* turn, walk to judge.
5. Stop, set up for inspection.
6. Upon completion, turn right and line up at the direction of the ring steward.

KEY:    XXXXX BACK  
          ----- Intermediate Gait  
          \_\_\_\_\_ Walk



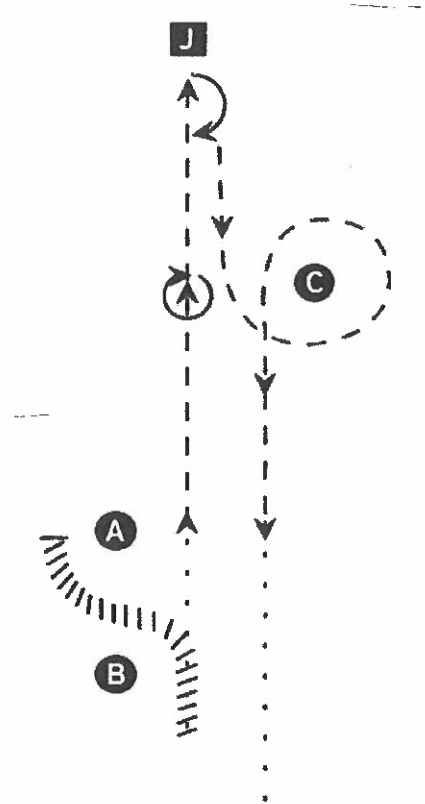
WHOA INTERATIONAL

CLASS 62

Youth Showmanship

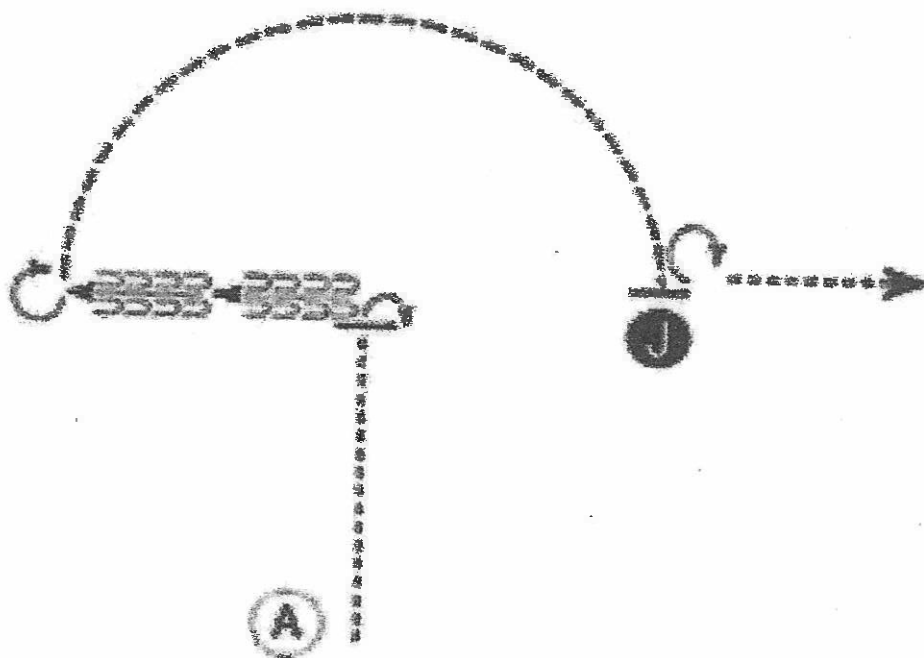
1. Walk to the Judge at the 1<sup>st</sup> cone and set up for inspection.
2. Walk to the 2<sup>nd</sup> cone, execute a 360 degree turn to the right.
3. Running walk to the 3<sup>rd</sup> cone.
4. Halt and back 5 steps to the 4<sup>th</sup> cone.
5. Return to the lineup.

WHOA INTERNATIONAL  
CLASSES 63  
SHOWMANSHIP AT HALTER  
4-H JR. HIGH AND SENIOR



- ..... WALK
- INTERMEDIATE GAIT
- \\\\\\\\\\\\\\\\\\\\\\\\\\\\\\\\ BACK
- J JUDGE
- A MARKER

WHOA INTERNATIONAL  
Class 64  
Showmanship, Adult Amateur



Be ready at A.

1. When acknowledged, walk until horse's hip is even with Judge
2. Perform a 90 degree turn.
3. Back approximately two horse lengths.
4. Stop and perform a 270 degree turn.
5. Running Walk in a half circle to Judge.
6. Stop and set up for inspection.
7. When dismissed, perform a 270 degree turn and exit at a walk.
8. Lineup at Ringmaster.

Walk -----

Running Walk -----

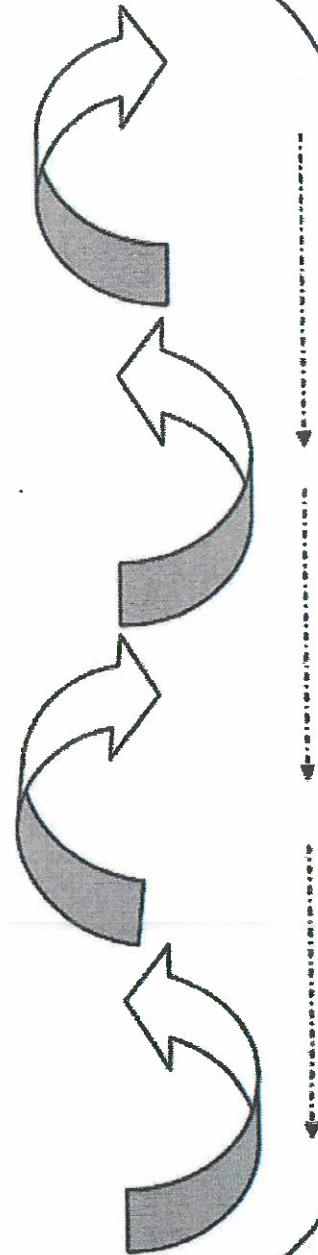
Back 



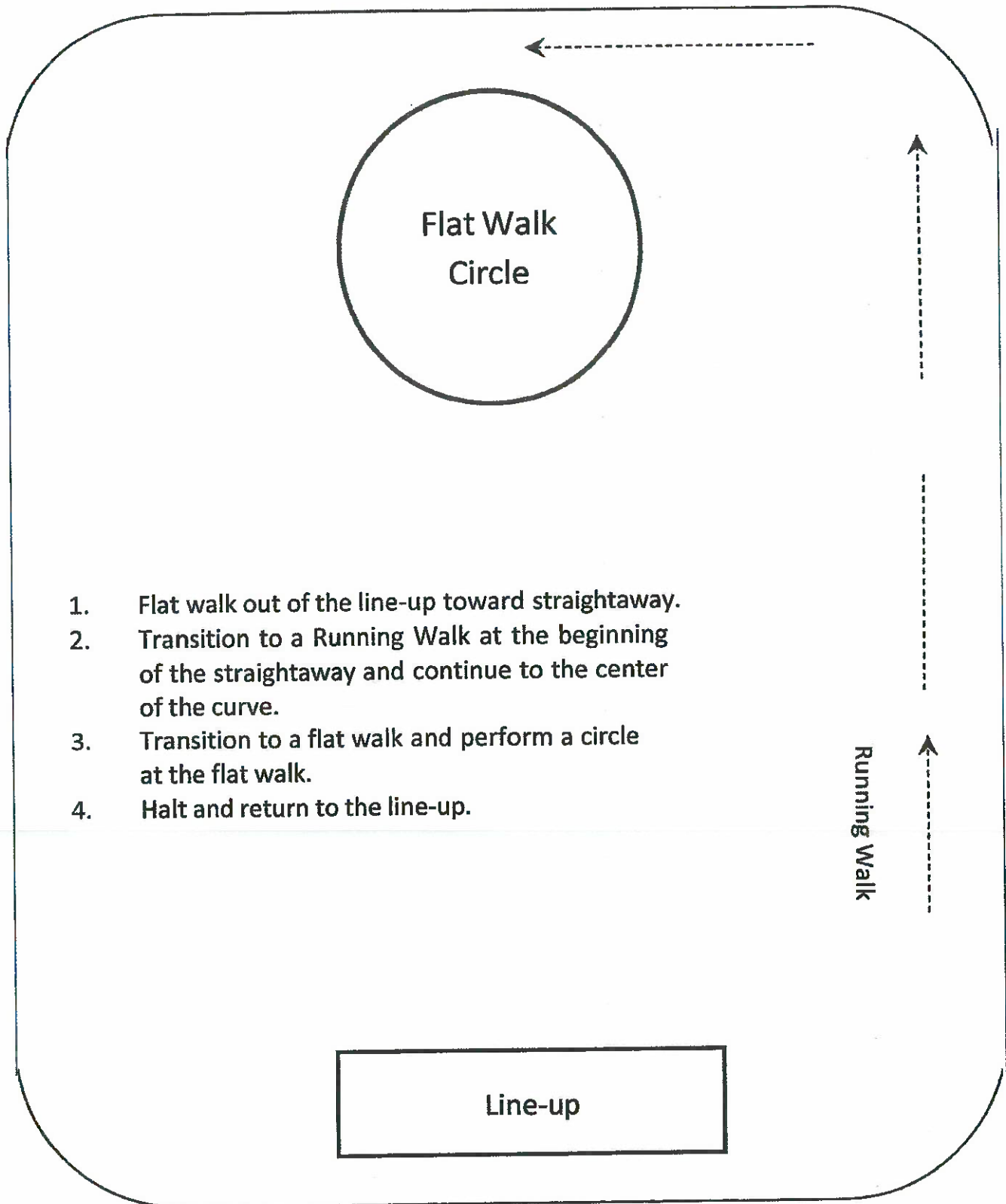
WHOA INTERNATIONAL  
CLASS 71  
Walking Seat Equitation, 12-17

1. On the opposite side as line-up, flatwalk a serpentine line consisting of 4 half circles at a flat walk. Halt. Drop your stirrups.

2. Reverse and show your horse back to line-up.



WHOA INTERNATIONAL  
Class 73  
Walking Seat Equitation 3 Gait



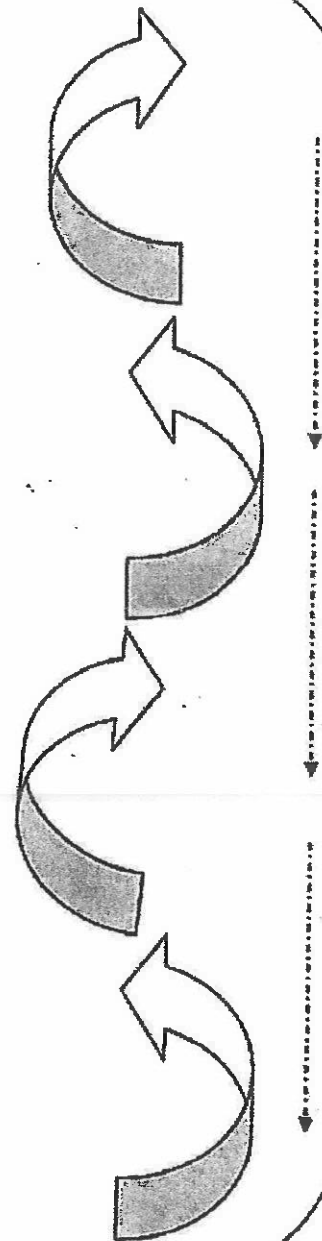
1. Flat walk out of the line-up toward straightaway.
2. Transition to a Running Walk at the beginning of the straightaway and continue to the center of the curve.
3. Transition to a flat walk and perform a circle at the flat walk.
4. Halt and return to the line-up.

# WHOA INTERNATIONAL

## Class 76

### 4-H Equitation

1. On the side opposite from the line-up, Flatwalk a serpentine consisting of 4 half-circles to the far end of the arena.
2. Reverse and show your horse back to line-up.



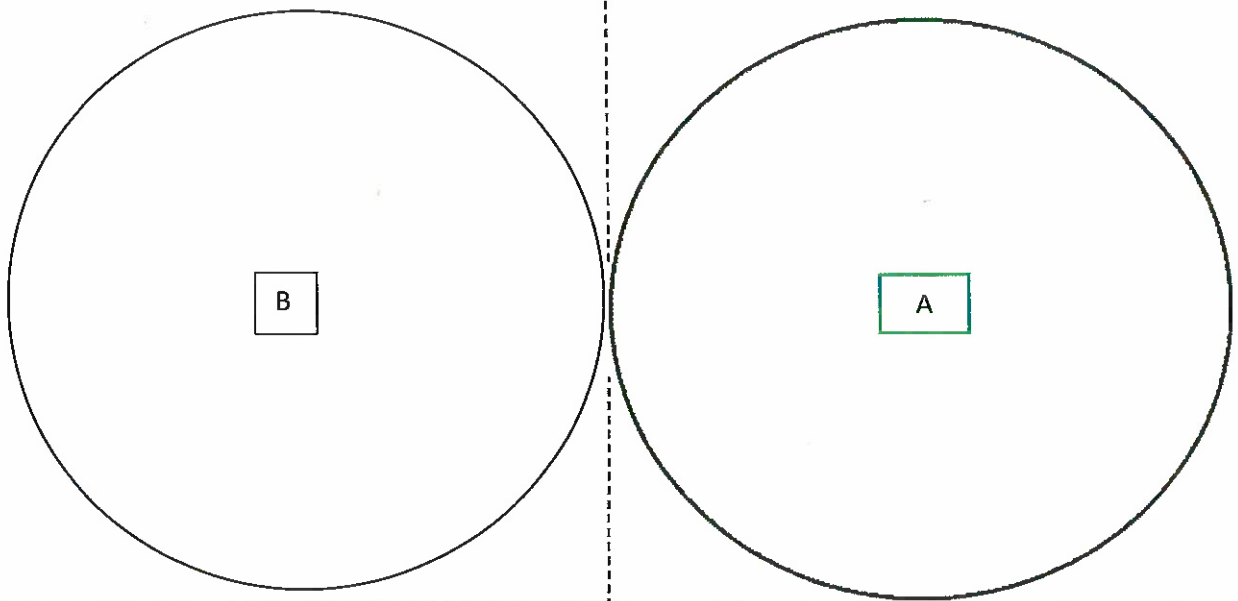


# WHOA INTERNATIONAL

Class 77

Stock Seat Equitation

Youth 17 and Under



- Flatwalk -----
- Running Walk to the right (A)
- Running Walk to the left (B)
- Mid point flatwalk to (C)
- Back 4 steps
- Return to lineup

# WHOA INTERNATIONAL, CLASS #78, STOCK SEAT EQUITATION 3 GAIT

□

- Flatwalk to cone #1. STOP. Pivot 360 degrees to the RIGHT. Lope on RIGHT lead to cone #2.
- At cone #2, STOP. Sidepass 3 steps. Lope on the LEFT lead to cone #3.
- At cone #3, STOP. Back 3 steps. Pattern ends. Flatwalk to rail.

